



# Investor Presentation

Security and Compliance for the Digital Transformation

Sumedh Thakar, President and CEO

Joo Mi Kim, CFO

February 6, 2025

# Safe harbor

This presentation includes forward-looking statements within the meaning of the federal securities laws. Forward-looking statements generally relate to future events or our future financial or operating performance. Forward-looking statements in this presentation include, but are not limited to, the following list:

- our business and financial performance and expectations for future periods, including the rate of growth of our business and market share gains;
- our expectations regarding our Qualys Enterprise TruRisk Platform and the benefits and capabilities of our platform;
- our expectations regarding the growth, benefits, and market acceptance of the Qualys Enterprise TruRisk Platform;
- our total addressable market;
- our expectations regarding the timing of future products and features;
- the benefits of our new and upcoming products, features, integrations, collaborations and joint solutions;
- our strategy and our business model and our ability to execute such strategy;
- our guidance for revenues, EBITDA margin, capital expenditure, GAAP EPS, and non-GAAP EPS for the first quarter and full year 2025; and
- our expectations for the number of weighted average diluted shares outstanding and the GAAP and non-GAAP effective income tax rate for the first quarter and full year 2025.

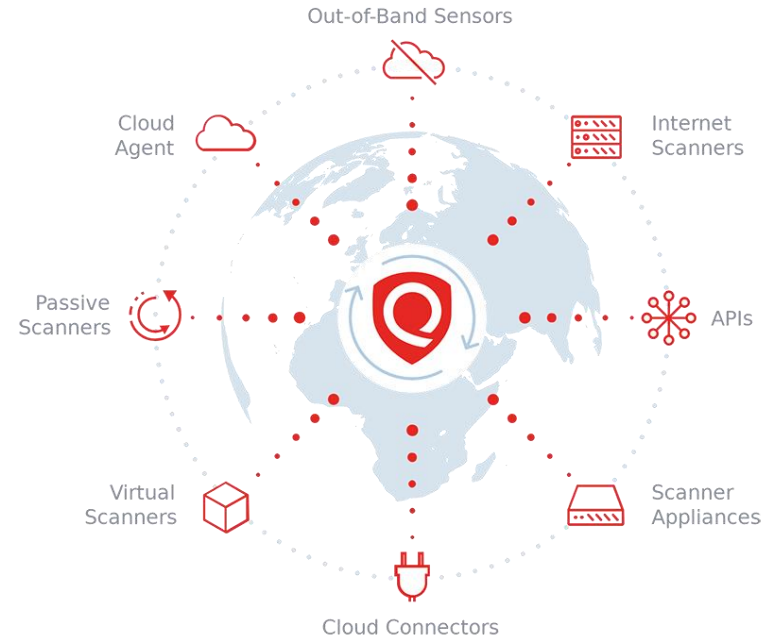
Our expectations and beliefs regarding these matters may not materialize, and actual results in future periods are subject to risks and uncertainties that could cause actual results to differ materially from those projected. These risks include:

- our ability to continue to develop platform capabilities and solutions;
- the ability of our platform and solutions to perform as intended;
- customer acceptance and purchase of our existing solutions and new solutions;
- real or perceived defects, errors, or vulnerabilities in our products or services;
- our ability to retain existing customers and generate new customers;
- the budgeting cycles and seasonal buying patterns of our customers, and the length of our sales cycle;
- the general market, political, economic, and business conditions in the United States as well as globally;
- our ability to manage costs as we increase our customer base and the number of our platform solutions;
- the cloud solutions market for IT security and compliance not increasing at the rate we expect;
- competition from other products and services;
- fluctuations in currency exchange rates;
- unexpected fluctuations in our effective income tax rate on a GAAP and non-GAAP basis;
- our ability to effectively manage our rapid growth and our ability to anticipate future market needs and opportunities; and
- any unanticipated accounting charges.

These additional risks include those set forth in our filings with the Securities and Exchange Commission, including our latest Form 10-Q and 10-K. The forward-looking statements in this presentation are based on information available to us as of today, and we disclaim any obligation to update any forward-looking statements, except as required by law. We also remind you that this presentation will include a discussion of GAAP and non-GAAP financial measures. The non-GAAP financial measures are not intended to be considered in isolation or as a substitute for results prepared in accordance with GAAP. The GAAP financial measures, and a reconciliation of the non-GAAP financial measures discussed in this presentation to the most directly comparable GAAP financial measures are included in the appendix of this presentation.

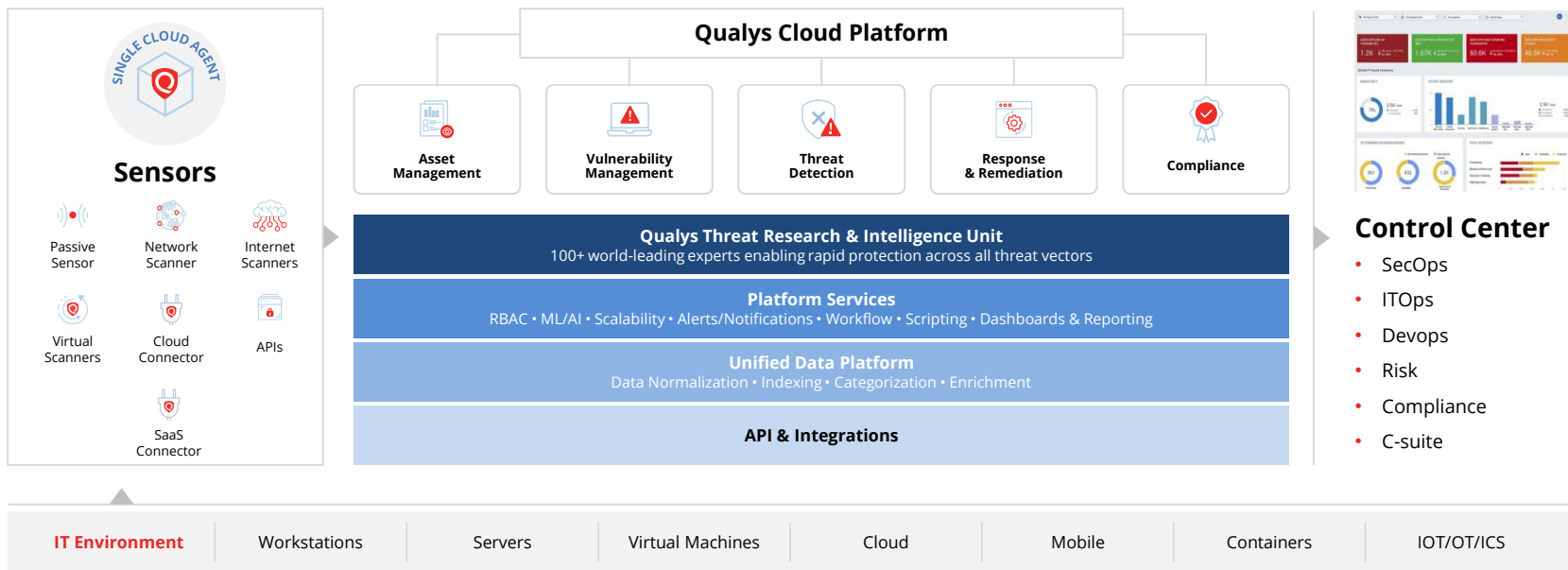
# Investment highlights

- ✓ Industry-leading cloud security and compliance platform for comprehensive risk management
- ✓ Multiple levers of recurring revenue growth
- ✓ Scalable business model and industry-leading profitability
- ✓ Uniquely positioned to capitalize on stack consolidation and cloud transformation



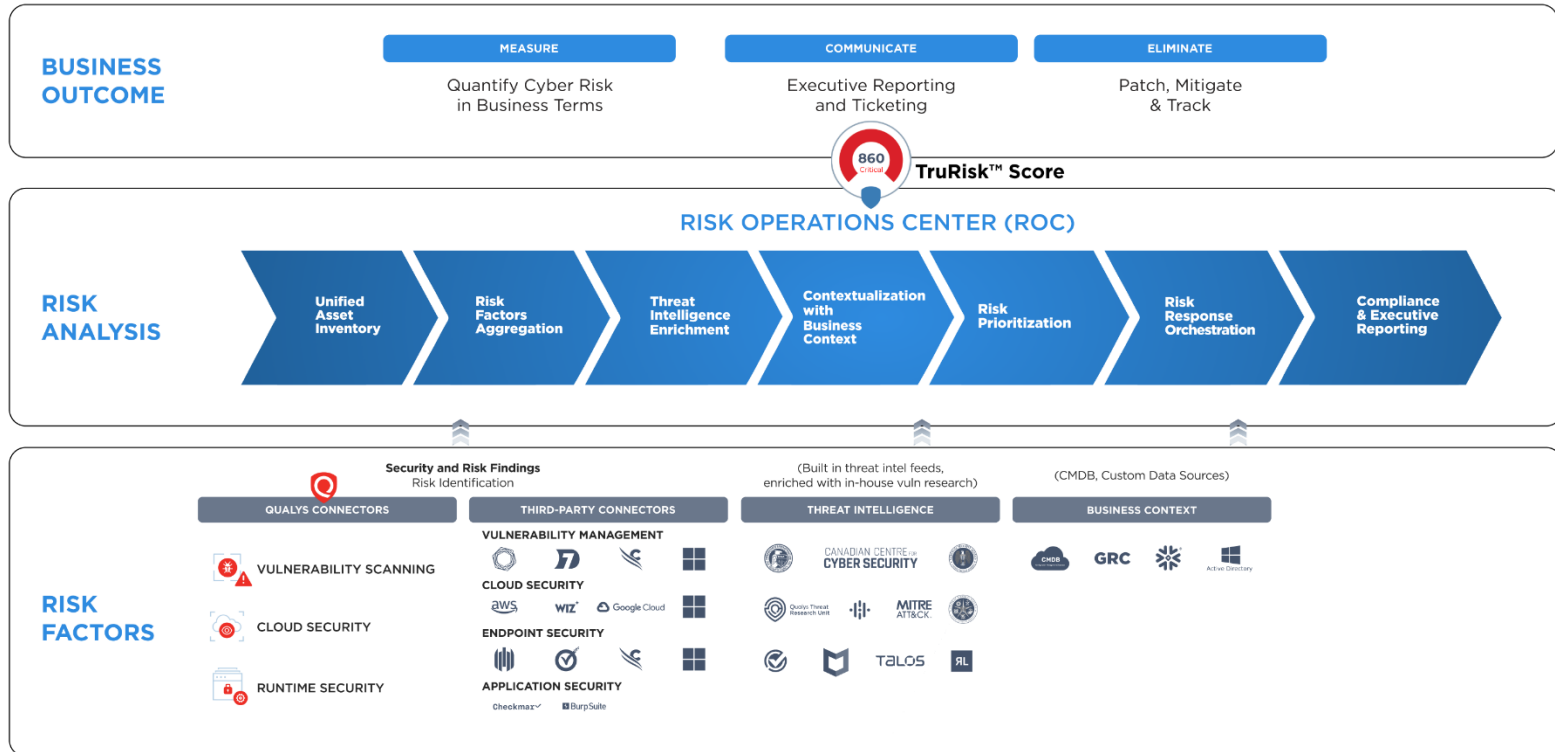
# Legacy Qualys Cloud Platform

*Transforming from focus on providing visibility, vulnerability management, and data analytics to...*



# Introducing Qualys Enterprise TruRisk Platform

*... leveraging risk analytics to deliver desired business outcomes*





# Qualys Enterprise TruRisk Platform

## CyberSecurity Asset Management



### Discover All Assets

Get inside-out and outside-in visibility of all assets with an attacker's view of the network



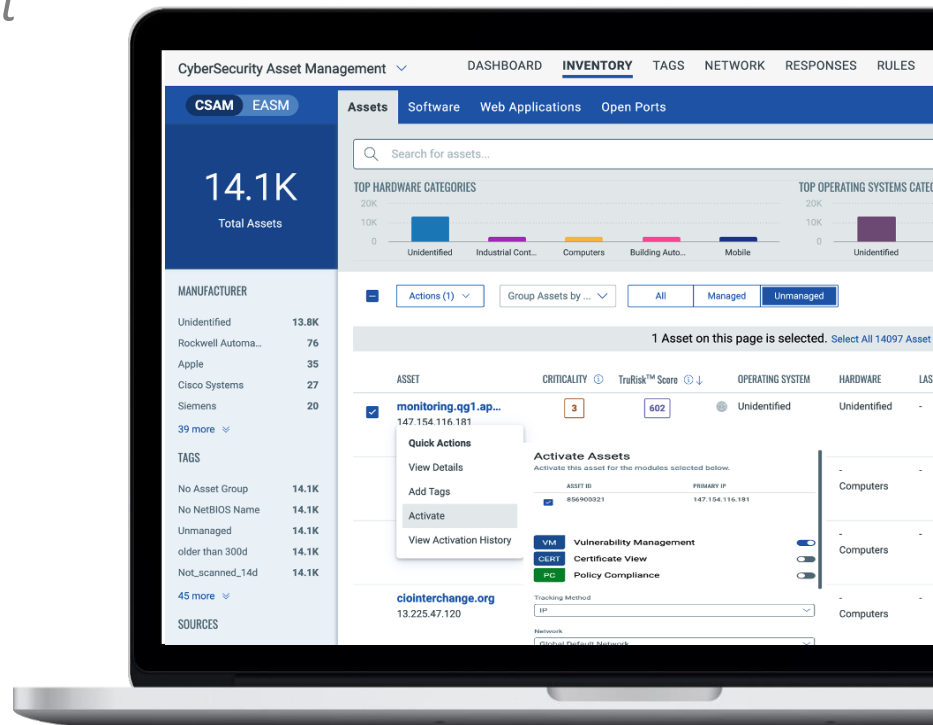
### Get Complete Asset Context & Visibility

Add business context, tags, enhance visibility by seamlessly integrating with CMDB's, Third Party & ITSM solutions, bring business context into asset criticality for managing risk



### Identify Security Gaps

Detect EOL/EOS software, unmanaged assets, unauthorized software, missing business critical software, evaluate cyber risk per subsidiary, inventory open-source software, packages & libraries





# Qualys Enterprise TruRisk Platform

## VMDR



### Measure Cyber Risk

Quantify risk across vulnerabilities, assets, and groups of assets helping organizations proactively reduce risk exposure and track risk reduction over time with Qualys TruRisk



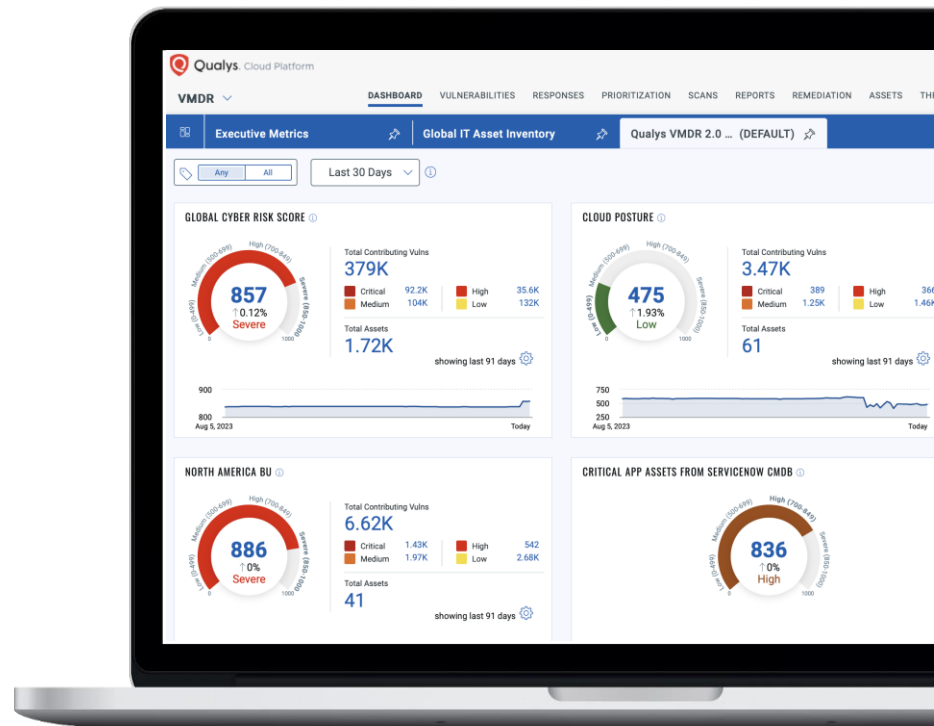
### Communicate Cyber Risk

Communicate risk across different teams, business units and geographic locations by leveraging dashboards, reports and ITSM tools



### Reduce Risk Faster

Unify security and IT threat response paths for faster remediation with seamless integration between ITSM tools and path management solutions. Automate and orchestrate operational tasks with Qualys Qflow





# Qualys Enterprise TruRisk Platform

## *Comprehensive Risk Reduction*



### Eliminate Cyber Risk

Deploy the right remediation, mitigations or isolation strategies to balance risk reduction with business impact



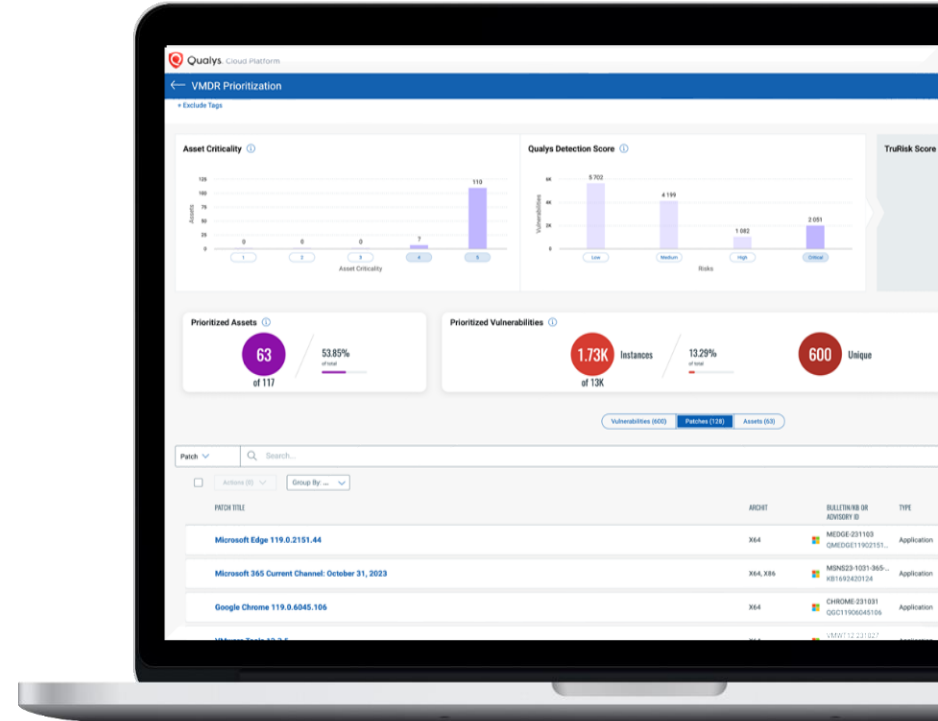
### Save time and reduce MTTR

Leverage smart automation to ensure software is up to date, risky vulnerabilities are patched or mitigated, and misconfigurations are fixed across hybrid environments



### Consolidate IT-Security Stack

Orchestrate risk reduction by seamlessly integrating with your SCCM, ITOps, and developer tools





# Qualys Enterprise TruRisk Platform

## Threat Detection and Response



### Protect Against Zero-day threats

Leverage behavior & AI/ML-based antivirus to thwart exploits, ransomware, phishing attacks, and zero-days



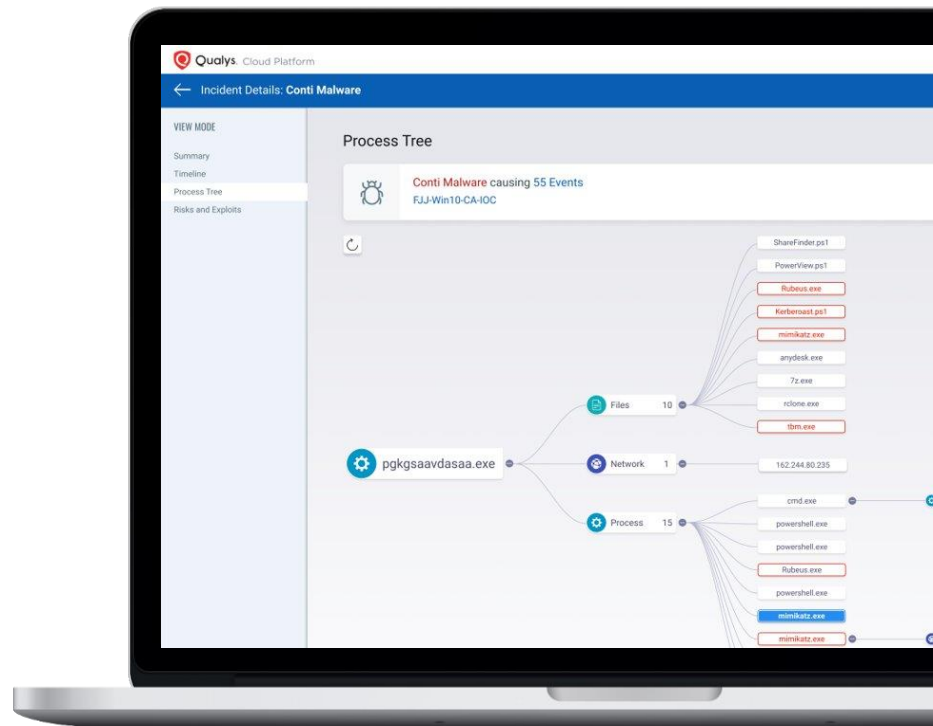
### Unify VM, Patching, and Endpoint Security

Correlate endpoint threats to identify vulnerabilities actively exploited in your environment with integrated patch management



### Automate & Orchestrate

Comprehensive endpoint (EDR) and Cloud Detection and Response with enterprise integrations (i.e., SIEM, ITSM, CMDB)





# Qualys Enterprise TruRisk Platform

## TotalCloud (CNAPP)



### Unified Multi-Cloud Security

Unified vulnerability, threat and posture management from development through runtime in cloud and container environments



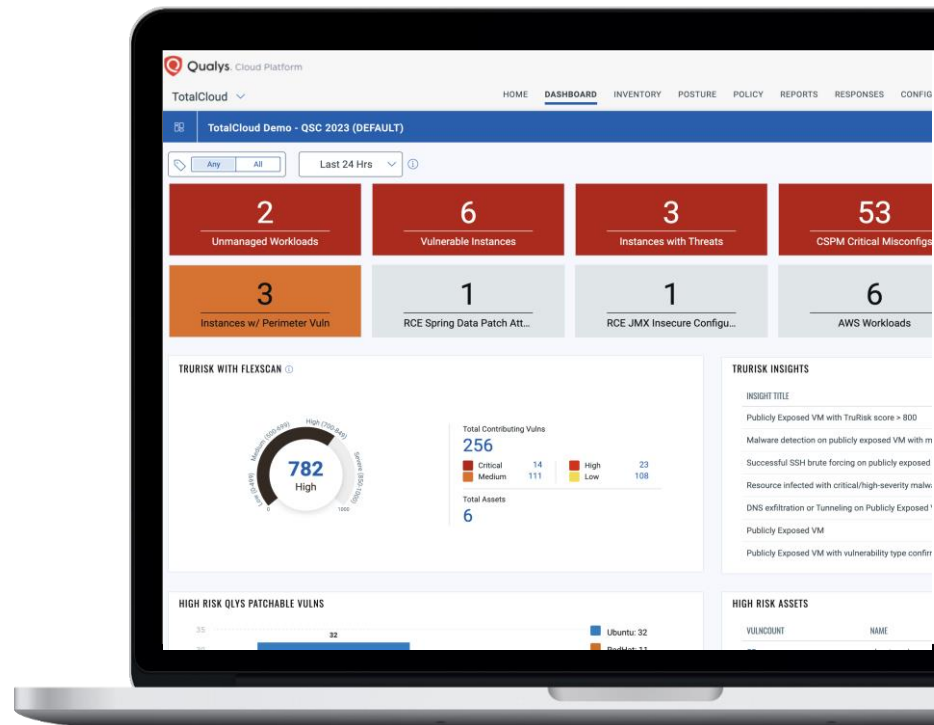
### Extended TruRisk Insights

TruRisk insights for cloud and multi-cloud assets, unifying risk posture and remediation actions between on-prem, hybrid, and cloud workloads



### Comprehensive Security across IaaS and SaaS

Orchestrate security between multi-cloud environments, asset inventories, and users leveraging a single agent, sensors, snapshots, and APIs or all four methods with Qualys FlexScan





# Qualys Enterprise TruRisk Platform

## Enterprise TruRisk Management



### Centralized Risk Aggregation

Visualize the entire attack surface with unified asset inventory, integrate data from Qualys and third-party sources, consolidate risk finding across all asset types and environments



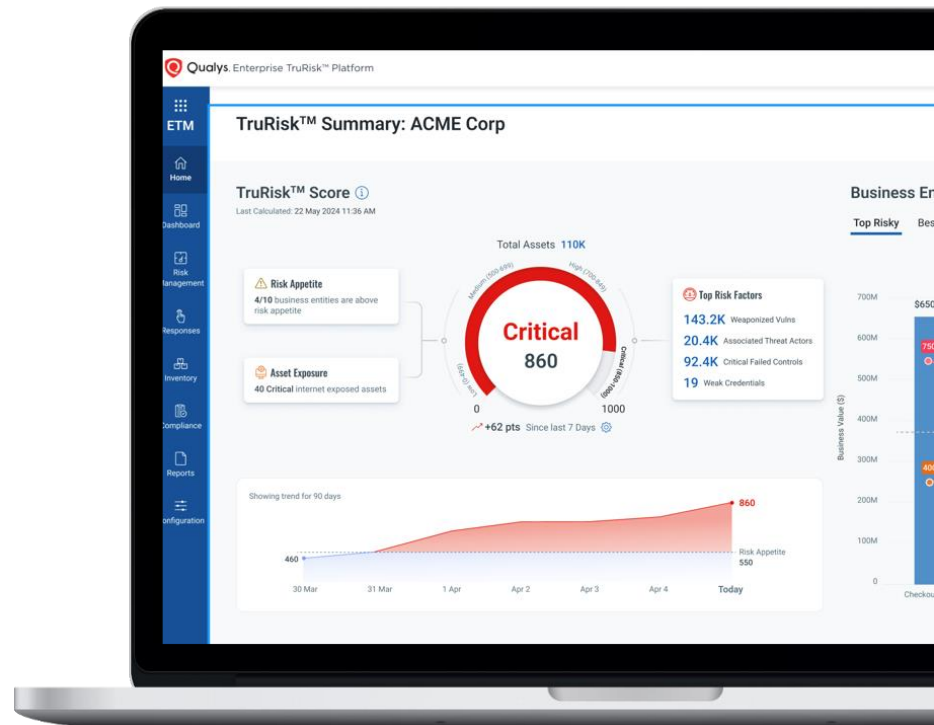
### Risk Quantification with Business Context

Enrich risk data with Qualys curated feeds from over 25 threat intelligence sources, add business and financial context to quantify and prioritize cyber risk by evaluating loss attributes based on severity, exploitability, asset criticality and business impact



### Risk Response Orchestration

Orchestrate precise risk response using AI-driven workflows for integrated patching and other mitigating controls with Qualys TruRisk Eliminate, automated tickets, and real-time alerts



# Qualys Enterprise TruRisk Platform Advantages

*One view across the entire global hybrid-IT environment, allowing customers to consolidate their stack for better security outcomes*



## No hardware to buy or manage

Nothing to install or manage, and all services are accessible via web interface.



## Lower operating costs

With everything in the cloud there is no capex and no extra human resources needed.



## Easy to deploy and maintain

Easily perform assessments across global hybrid-IT environment.



## Always Up-to-date

Largest knowledge base of vulnerability signatures. Real time security updates.



## Data stored securely

Data stored and processed in a n-tiered architecture of load-balanced servers.



## Unprecedented scaling

Seamlessly add new coverage, users, and services as you need them.

## Available as a Public or on-premises Private Cloud

### Full server rack

For governments, enterprises, and MSSPs

### Standalone appliance

For small businesses

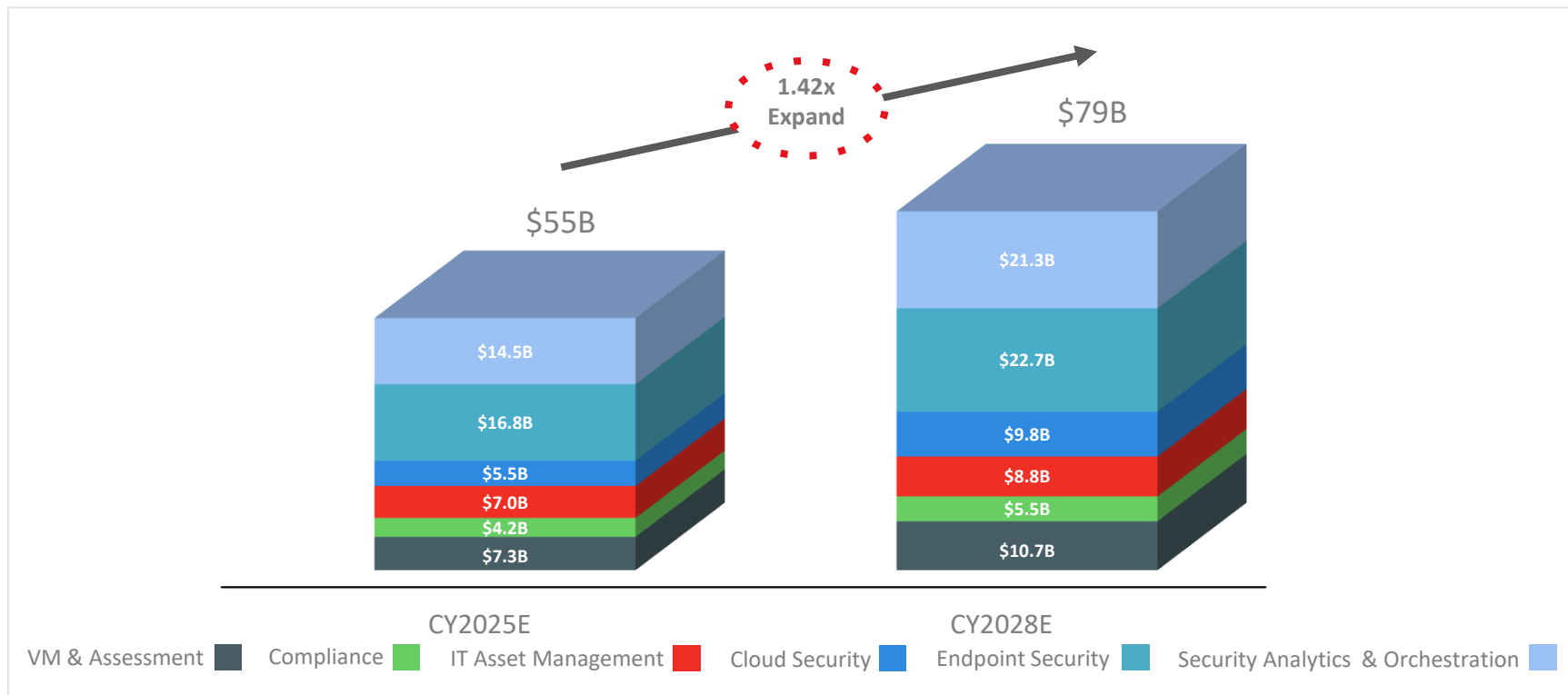
### Virtual rack

For governments, enterprises, and MSSPs

### FedRAMP authorized



# Large expanding market opportunity



Source: IDC, Qualys estimates

Qualys' Current Total Addressable Market

# Blue chip global customer base



72%

of the

Forbes  
Global  
50

55%

of the

Forbes  
Global  
500

33%

of the

Forbes  
Global  
2000

Note: A customer is defined as any customer with subscription revenue at the measurement date

# Scalable go-to-market model

*Market segmentation & key strategic partners*



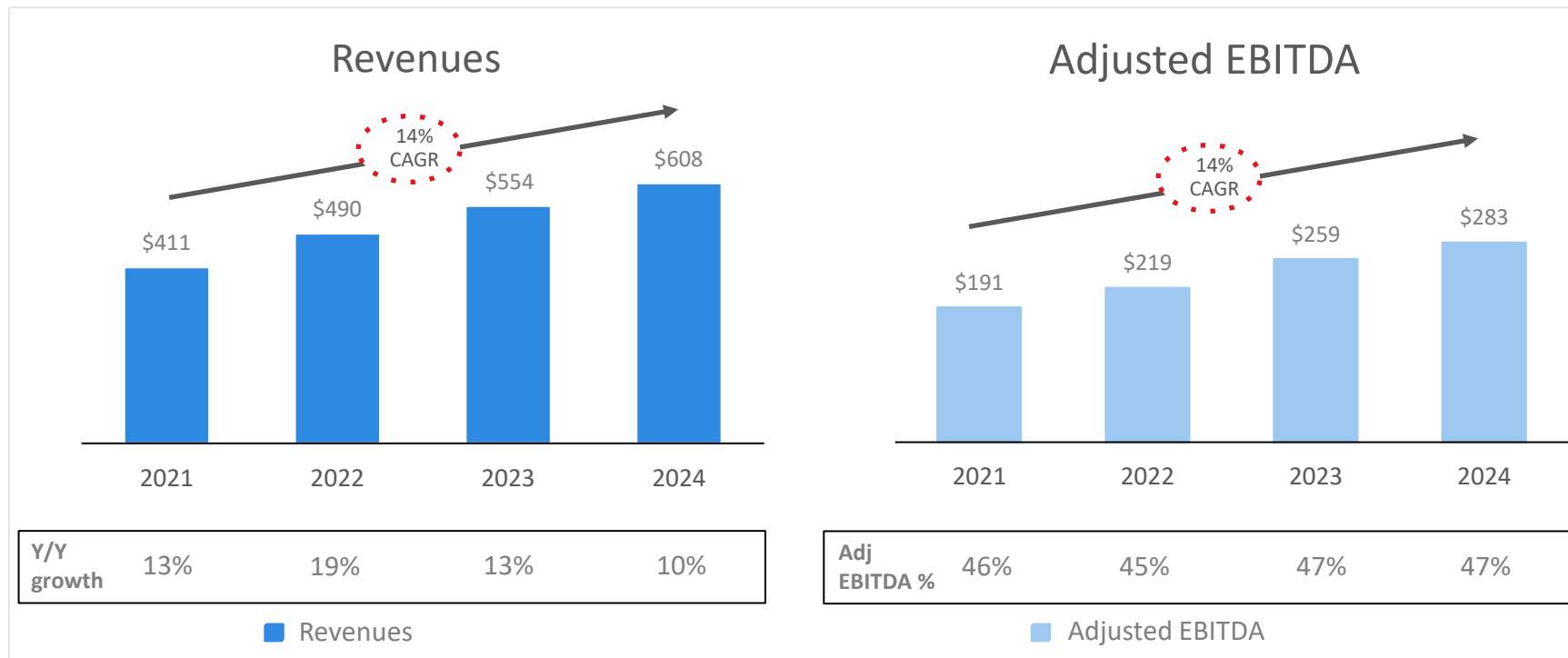
# Attractive value proposition for partners

*High-margin recurring revenue with no capex / maintenance costs*

MSSPs	Cloud Provider Partners	Outsourcing Providers	Value Added Resellers	Consultants
				

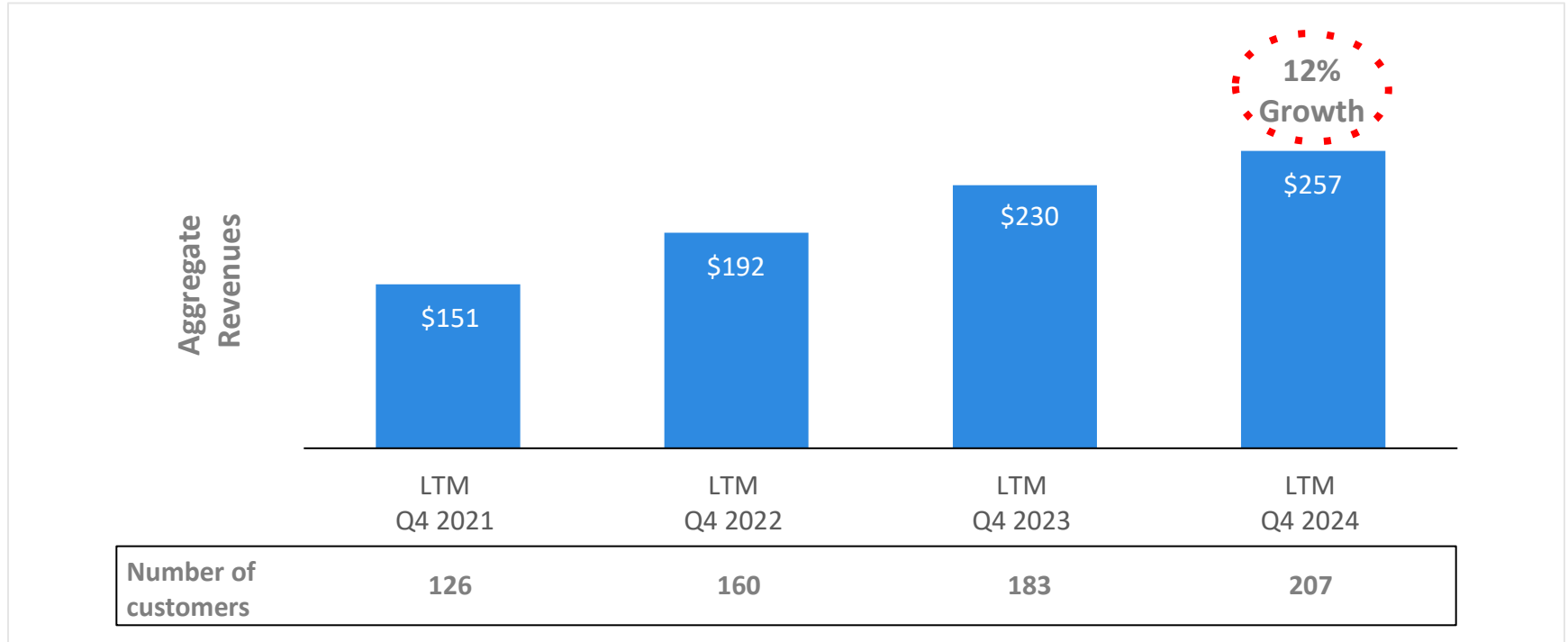
# Balanced revenue growth and profitability

(\$ in millions)



# Platform adoption driving higher customer spend

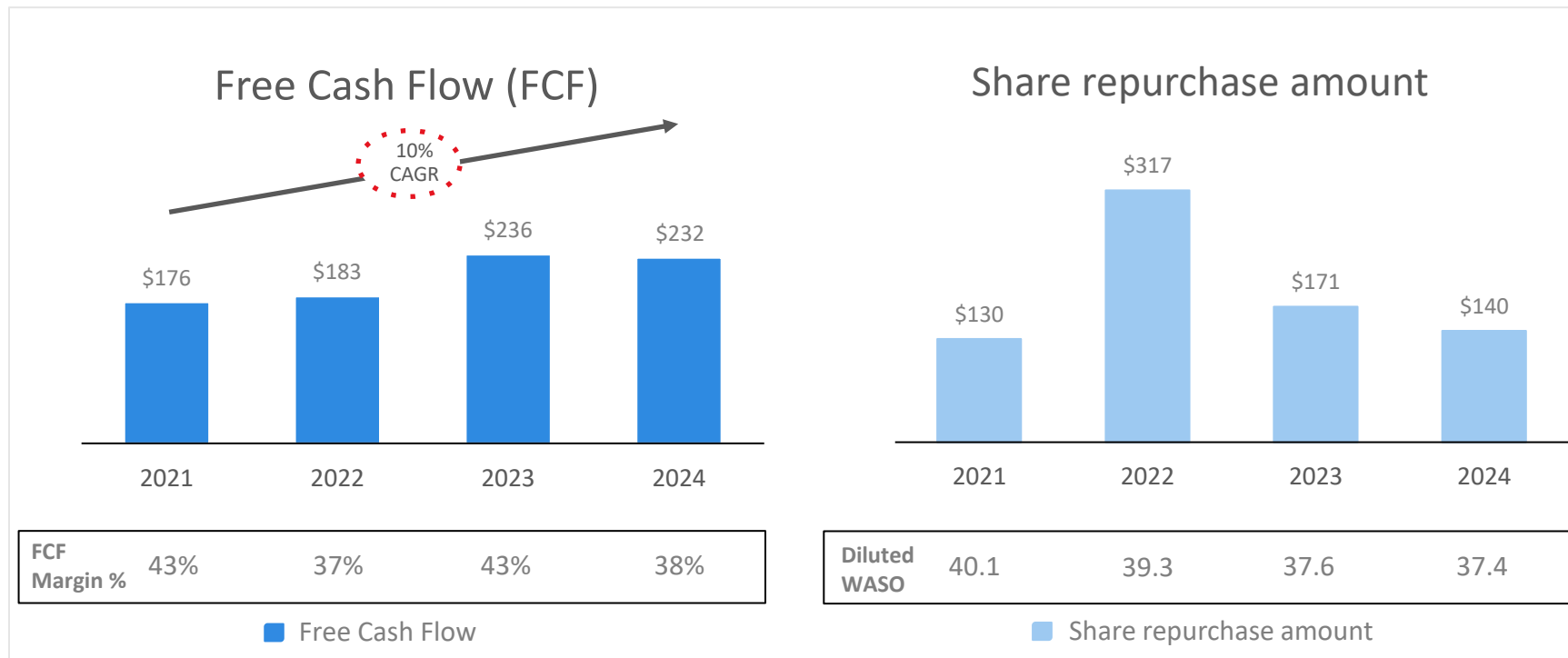
(\$ in millions)



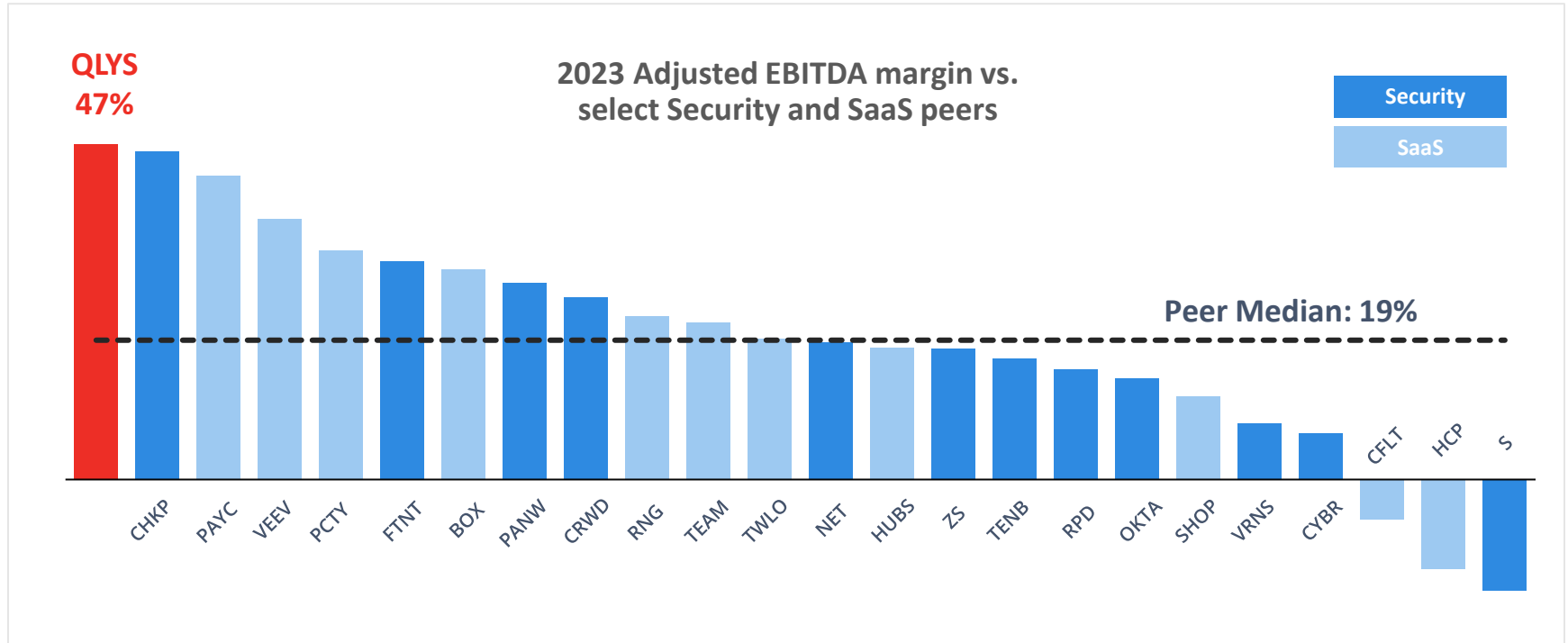
# Strong cash flow generation

*Returning capital to shareholders*

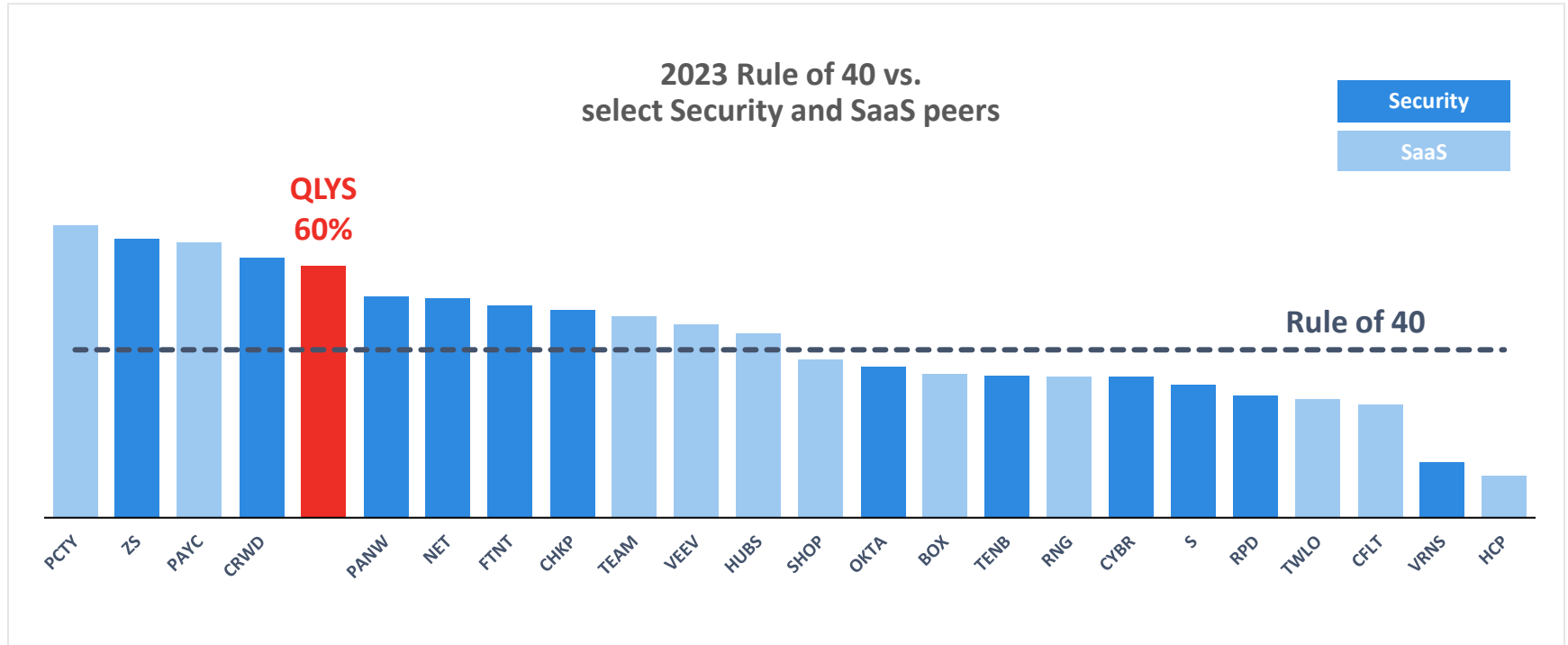
(\$ in millions)



# Industry-leading margins



# Achieving rule of 50+: growth + profitability



Source: FactSet

Note: 2023 Revenue Growth % + Adj EBITDA Margin %

# Appendix

# Qualys IT, security & compliance solutions

## ASSET MANAGEMENT

---

### CyberSecurity Asset Management (CSAM)

See entire attack surface, continuously maintain your CMDB, and track EOL/EOS software

### External Attack Surface Management (EASM)

Gain an attacker's view of your external internet-facing assets and unauthorized software

## VULNERABILITY & CONFIGURATION MANAGEMENT

---

### Vulnerability Management, Detection & Response (VMDR)

Discover, assess, prioritize, and patch critical vulnerabilities up to 50% faster

### Enterprise TruRisk Management (ETM)

Consolidate & translate security & vulnerability findings from 3rd party tools

### TotalAppSec (TAS)

Obtain a comprehensive inventory of web applications and APIs with unified malware detection and automated response

### Web App Scanning (WAS)

Automate scanning in CI/CD environments with shift left DAST testing

### API Security (API)

Scan REST/SOAP APIs and check API compliance with shift-left testing

### Qualys TotalAI (TAI)

Discover, inventory, and classify all AI and LLM assets while correlating their exposure with the attack surface and mitigating risk of model and data theft

## RISK REMEDIATION

---

### TruRisk Eliminate (TE)

Balance business continuity with effective risk reduction

### Patch Management (PM)

Seamlessly manage patches, address fragmented solutions, and reduce MTTR through automated workflows

### TruRisk Mitigate (TM)

Remediate unpatchable vulnerabilities with alternative mitigating controls

### TruRisk Isolate (TI)

Quarantine risky IT and OT assets to prevent exploitation

### TruRisk Uninstall (TU)

Hunt for, detect, and uninstall end-of-life software, misused or unused applications, and other forms of tech debt

### Custom Assessment & Remediation (CAR)

Quickly create custom scripts and controls for faster, more automated remediation

## THREAT DETECTION & RESPONSE

---

### Multi-Vector Endpoint Detection & Response (EDR)

Advanced endpoint threat protection, improved threat context and alert prioritizations

### Context Extended Detection & Response (XDR)

Extend detection and response beyond the endpoint to the enterprise

## COMPLIANCE

---

### Policy Compliance (PC)

Reduce risk and comply with internal policies and external regulations with ease

### File Integrity Monitoring (FIM)

Reduce alert noise and safeguard files from nefarious actors and cyber threats

## CLOUD SECURITY

---

### TotalCloud (CNAPP)

Cloud-Native Application Protection Platform for multi-cloud environment

### Kubernetes and Container Security (KCS)

Discover, track, and continuously secure containers – from build through runtime

### Cloud Security Posture Management (CSPM)

Continuously discover, monitor, and analyze your cloud assets for misconfigurations and non-standard deployments

### Infrastructure as Code Security (IaC)

Detect and remediate security issues within IaC templates

### Cloud Workload Protection (CWP)

Detect, prioritize, and remediate vulnerabilities in your cloud environment

### Cloud Detection and Response (CDR)

Continuous real-time protection of the multi-cloud environment against active exploitation, malware, and unknown threats

### SaaS Security Posture Management (SSPM)

Manage SaaS apps and their security and compliance

# Reconciliation of Adjusted EBITDA

(\$ in millions)

	2021	2022	2023	2024
Net income	\$71.0	\$108.0	\$151.6	\$173.7
Depreciation and amortization of property and equipment	29.2	28.9	23.9	15.6
Amortization of intangible assets	6.7	5.7	3.1	2.9
Income tax provision	18.4	25.7	27.1	36.1
Stock-based compensation	67.6	53.4	69.1	77.1
Total other income, net	(1.7)	(3.2)	(15.6)	(22.6)
<b>Adjusted EBITDA</b>	<b>\$191.2</b>	<b>\$218.6</b>	<b>\$259.1</b>	<b>\$282.8</b>
<b>Adjusted EBITDA Margin</b>	<b>46%</b>	<b>45%</b>	<b>47%</b>	<b>47%</b>

Note: Amounts may not sum due to rounding.

# Reconciliation of Non-GAAP Free Cash Flows

(\$ in millions)

	2021	2022	2023	2024
GAAP Cash flows provided by operating activities	\$200.6	\$198.9	\$244.6	\$244.1
Less: Purchases of property and equipment, net of proceeds from disposal	(24.4)	(15.4)	(8.8)	(12.3)
Less: Principal payments under finance lease obligations	(0.1)	0.0	0.0	0.0
<b>Non-GAAP Free cash flows</b>	<b>\$176.1</b>	<b>\$183.5</b>	<b>\$235.8</b>	<b>\$231.8</b>

Note: Amounts may not sum due to rounding.

# Revenue mix

